Technical sheet :

200 ATJ E 4WS

OXYGEN



MANITOU
HANDLING YOUR WORLD

Capacities		Metric
Working height	h21	20 m
Platform height	h7	18 m
Maximum outreach		11.57 m
Overhang		7.91 m
Pendular arm rotation (top / bottom)		+65 ° / -60 °
Platform capacity	Q	250 kg
Turret rotation		350 °
Platform rotation (right / left)		90 ° / 90 °
Number of people (indoor / outdoor)		2 / 2
Weight and dimensions		
Platform weight*		7530 kg
Platform dimensions (length x width)	lp / ep	2.10 m x 0.76 m
Floor height (access)	h20	0.35 m
Overall length	l1	8.34 m
Overall width	b1	2.38 m
Overall height	h17	2.46 m
Overall length (stowed)	l9	6.06 m
Overall height (stowed)	h18 ***	2.74 m
Counterweight offset (turret at 90°)	a7	0.61 m
External turning radius	Wa3	3.78 m
Ground clearance at centre of wheelbase	m2	0.38 m
Wheelbase	y	2.30 m
Performances		
Drive speed - stowed		5.30 km/h
Drive speed - raised		0.65 km/h
Gradeability		40 %
Permissible leveling		4 °
Wheels		
Tires type		Foam Filled Non Marking
Standard tires		914 x 381 mm / 36X15D610
Drive wheels (front / rear)		2 / 2
Steering wheels (front / rear)		2 / 2
Braking wheels (front / rear)		0 / 2
Engine/Battery		
Battery voltage		48 V
Battery nominal voltage / capacity		48 V / 460 Ah
Battery energy		22 kWh
On-board charger (V / A)		48 V / 60 A
Miscellaneous		
Number of cycles with STD Battery (HIRD)		41
Ground Pressure		11 daN/cm2
Hydraulic Pressure		240 bar
Hydraulic tank capacity		24 l
Noise to environment (LwA)		< 70 dB
Vibration on hands/arms		< 0.62 m/s²
Body vibration in high speed in the platform (Aw max)		0.62 m/s²
Standards compliance		
This machine is in compliance with:		European directives: 2006/42/EC- Machinery (revised EN280-1:2022) - 2004/108/EC (EMC) - EMC according to EN 12895 / 2015 +A1 / 2019

*Varies according to options and standards of the country to which the machine is delivered

200 ATJ e 4WS - Load chart

Load Chart metric

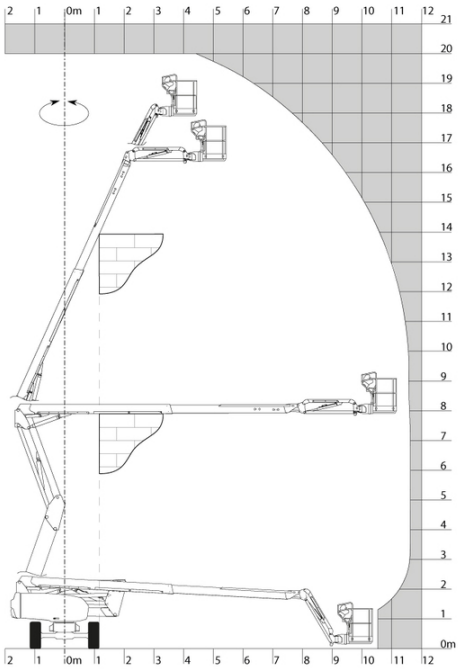

200 ATJ e 4WS - Dimensional drawing

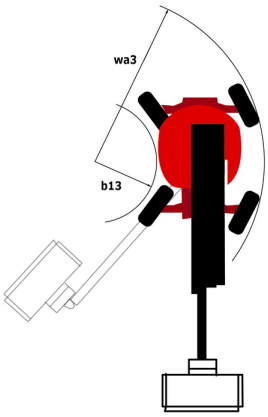

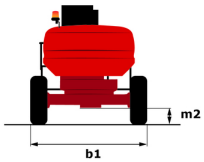

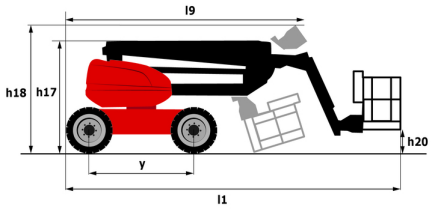

Equipment

Standard
4 simultaneous movements
4 wheel drive
4 wheel steer with crab mode
Additional foot-operated horn
Audible alarm and illuminated indicator lamp (leveling, overload, lowering)
Backup electrical pump
Basket controls protection
Battery reserve mode
CAN bus technology
Differential locking on rear axle
Driver presence pedal
Easy Link with 2 year Service
Electrical pre-fitting - 230V
Emergency stop button in platform and on frame
Flat Led Rotating Beacon
Front axle with limited slip
Galvanized basket - Width: 2100 mm (6 ft. 11 in.)
Hour meter
Integrated diagnostic assistance
Large color screen on turret
Lead acid batteries
Load sensing pump
Multi-voltage on-board charger - 48V - 60A
Oscillating front axle
Screen information in the basket
Secondary Protection System (SPS)
Slinging and securing rings
Toolbox
Travel possible at maximum height
Turret orientation detection

Optional
Antitheft digicode
Antitheft digicode
Audio warning on all motion
Audio warning on translation
Audio warning on translation - White noise
Biodegradable hydraulic oil - Grade 32
Charger plug - 110V - 16A - United Kingdom (G) type
Compressed air pipe pre-fitting
Earthing and short-circuiting pre-fitting (Bolted ball)
Easy Link - With access control keypad
Easy Link - With remote lock
Electric central filling system
Front metallic wheels + Rear metallic wheels
Galvanized basket - Width: 1800 mm (5 ft. 11 in.)
Galvanized basket - Width: 1800 mm (5 ft. 11 in.) + Side swing gate
Galvanized basket - Width: 2100 mm (6 ft. 11 in.) + Side swing gate
Hydraulic oil pre-heater
Key lock on turret cover
LED amber strobe light on the basket
LED work light - On basket
Lighting pack
OSS - Operation Safety System
Operation Safety System (OSS) + SafeAlert - Front radar - With obstacle detection + SafeAlert - Rear radar - With obstacle detection
Personalized paintwork
Safety kit - Helmet and harness
Setting to block the telescope
Water pre-fitting

Head Office
B.P. 249 - 430 rue de l'Aubinière
44150 Ancenis Cedex - France
Tel: +33 (0)2 40 09 10 11 - Fax: +33 (0)2 40 09 10 97
www.manitou.com

This publication provides a description of the configuration versions and options for Manitou products, which may differ for equipment. The equipment presented in this brochure may be part of a series, as an option, or it may not be available, depending on the versions. Manitou reserves the right, at any time and without notice, to amend the specifications described and represented. The specifications provided do not bind the manufacturer. For more details, please contact your Manitou agent. This is not a contractually binding document. The presentation of the products is not contractually binding. List of specifications non-exhaustive. The logos as well as the visual identity of the company are owned by Manitou and cannot be used without authorisation. All rights reserved. The photos and diagrams contained in this brochure are only provided for consultation and information purposes.
MANITOU BF SA - Limited company with board of directors - Share capital: 39,668,399 euros - 857 802 508 RCS Nantes