

Technical sheet :

# **120 SC**

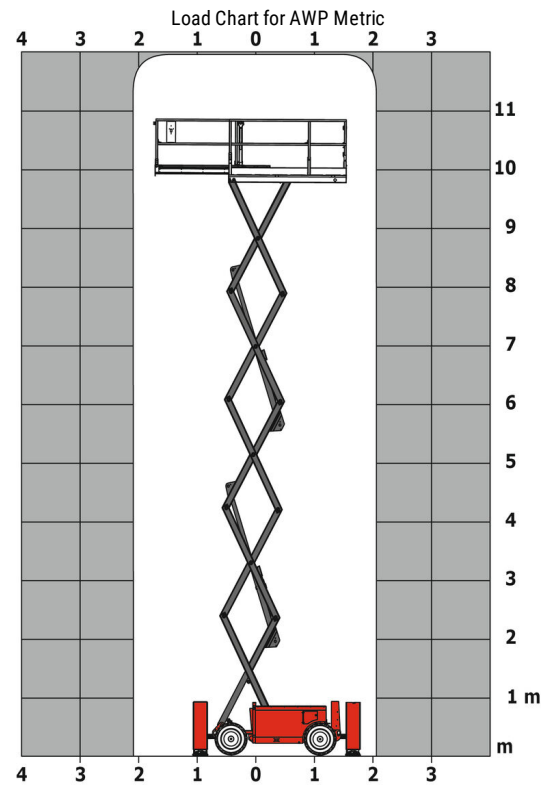
---



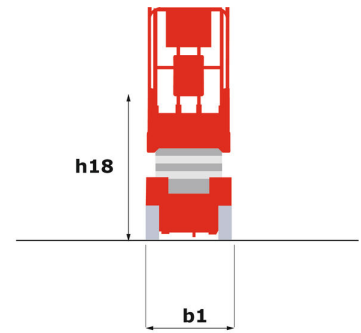
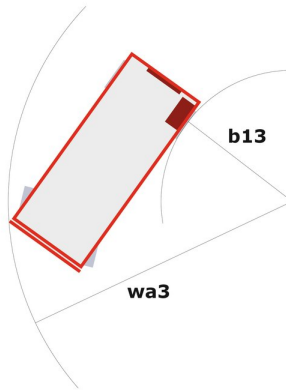
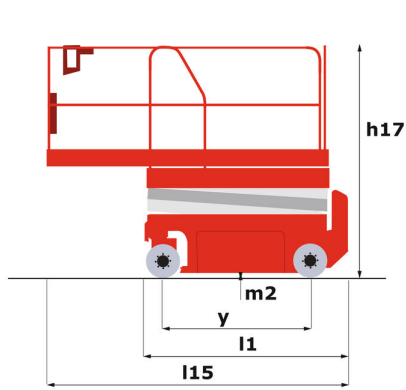
Capacities		Metric
Working height	h21	11.75 m
Platform height	h7	9.96 m
Platform capacity	Q	454 kg
Lift capacity - Extension deck		136 kg
Number of people (inside / outside)		4 / 2
Weight and dimensions		
Platform weight*		3882 kg
Platform dimensions (length x width)	lp / ep	2.79 m x 1.60 m
Platform dimensions with extension (length)		4.31 m
Overall width	b1	1.75 m
Overall length	l1	3.76 m
Overall height	h17	2.59 m
Overall height (stowed)	h18	1.92 m
Overall length with platform extension	l15	4.81 m
Internal turning radius (over tyres)	b13	2.11 m
External turning radius	Wa3	4.60 m
Ground clearance at centre of wheelbase	m2	0.24 m
Wheelbase	y	2.29 m
Performances		
Drive speed - stowed		5.60 km/h
Drive speed - raised		0.50 km/h
Raise speed / Lower speed		42 s / 28 s
Gradeability		35 %
Max outrigger leveling front uphill / back uphill		5.30 ° / 4.20 °
Max outrigger leveling side to side		11.70 °
Permissible leveling (front / side)		3 ° / 2 °
Wheels		
Tyres type		Foam-filled
Drive wheels (front / rear)		2 / 2
Steering wheels (front / rear)		2 / 0
Braking wheels (front / rear)		2 / 2
Engine/Battery		
Engine brand / model		Kubota - D1105
Engine norm		Tier 4 final
I.C. Engine power rating / Power (kW)		25 Hp / 18.50 kW
Miscellaneous		
Ground Pressure		5.44 daN/cm²
Hydraulic tank capacity		68.10 l
Fuel tank		37.90 l
Sound pressure level (platform work station)		79 dB(A)
Vibration on hands/arms		< 2.50 m/s²
Standards compliance		
This machine is in compliance with:		European directives: 2006/42/EC- Machinery (revised EN280:2013) - 2004/108/EC (EMC) - 2006/95/EC (Low voltage)

\*\* With folded guardrail

## Load chart



## Dimensional drawing



# Equipment

## Standard

230V Predisposition

4 wheel drive

Anti-slip platform surface

Audible alarm and illuminated indicator lamp (leveling, overload, lowering)

CAN bus technology

Emergency stop button in platform and on frame

Fixed anti-shearing protection

Fold-away guard rails to allow movement through the door

Hom in the platform

Hour meter

Integrated diagnostic assistance

Lowering alarm

Oscillating front axle

Platform access gate

Proportional controls

Removable control unit

Stabilizers with automatic leveling

Travel possible at maximum height

## Optional

2 flashing lights on frame

Air predisposition

Beep on every movement

Biodegradable oil

Flashing Light

Initial verification report before putting into service

Non-marking wheels (diameter -58 mm)

Safety harness

Working headlight in platform



Siège Social

430 rue de l'Aubinière - 44150 Ancenis Cedex - France

Tel: +33(0)2 40 09 10 11 - Fax: +33 (0)2 40 09 10 97

[www.manitou.com](http://www.manitou.com)



This brochure describes versions and configuration options for Manitou products which may be fitted with different equipment. The equipment described in this brochure may be standard, optional or not available depending on version. Manitou reserves the right to change the specifications shown and described at any time and without prior warning. The manufacturer is not liable for the specifications given. For more information, contact your Manitou dealer. Non-contractual document. Product descriptions may differ from actual products. List of specifications is not comprehensive. The logos and visual identity of the company are the property of Manitou and may not be used without authorisation. All rights reserved. The photos and diagrams contained in this brochure are provided for information only.

MANITOU BF SA - Limited company with board of directors - Share capital: 39,668,399 euros - 857 802 508 RCS Nantes